

# BARCELONA

## SANTS STATION


### How to pick up your vehicle?

1



When you get to the station, head toward the "Parking" sign.

2




Carry on until you get to the door after the sign, next to the "Mercat de l'Estació" cafeteria, and go through.

3



Once through the door you will see the elevators and stairs. Go down to floor -1 and turn right.

4



The OK Mobility Store is 20 meters away from you.

# BARCELONA

## SANTS STATION

### How to return your vehicle?


1



**MOTORBIKE, CARGO VAN AND CAMPER VAN DROP OFF:** Upper floor of the station.

Arriving at the station via Paseo de San Antonio, stay in the lane marked 'Parking' and go straight on to the upper floor of the station. Our reserved parking spaces are on the left.

2



**CAR DROP OFF:** Same office as pick up (Floor -1 of the station)

Arriving at the station via Paseo de San Antonio, continue towards Plaça de Joan Peiró staying in the right-hand lanes (don't take the lane leading to the upper floor). Parking Sants is by the square. Enter and head towards floor -1 (OK MOBILITY).